

loofen

UV MON

UVC Sterilizer



Please read and understand the cautions and
use the product correctly.



WARNING



Before use:

- Open the package and recharge the product before use.
- Read and understand the cautions.
- UVC is not visible. Do not look at the bottom of the product emitting UV rays directly or shine them on skin.

Cautions:

1. Never shine UV rays on human/animal eyes or skin.
2. Keep out of reach of children.
3. Take care not to let the product come in contact with water.
4. Do not touch the product with wet hands.
5. Keep the product in a safe place after use.
6. Take care not to drop the product.
7. If you shine UV rays on a plant for a long period of time, it may wither.
8. Keep the UV LED lights clean. If they are contaminated, wipe with dry cloth only.
9. The product must be used only for its intended purpose.
10. If a UV LED light is broken, stop using the product and contact the After-Sales Service Center.
11. If you shine UV rays on a cloth or a blanket for a long period of time, it may be discolored.
12. Do not keep the product in a humid place or under direct sunlight.
13. Do not use the product near an electric heater or a radiator.
14. Do not wash or soak the product in water.
15. Do not open, repair, or transform the product arbitrarily.
16. UV rays are not visible. Never look at the UV LED lights on the product directly during operation.
17. Do not reflect UV rays in the mirror during operation.



WARNING



Familiarize yourself thoroughly with the instructions and cautions before use.

We are not responsible for injuries or damages resulting from careless use.

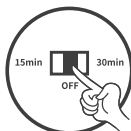
Never use the product on human/animal skin or eyes.

It may damage skin and eyes or cause injury.

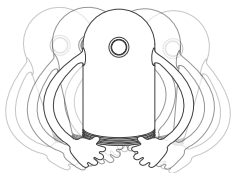
If you shine UV rays on a sterilization target too close and for too long, its surface may be discolored or damaged.



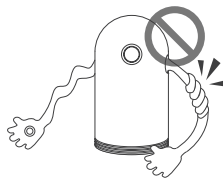
Never use the product on human/animal skin or eyes. It may damage skin and eyes or cause injury.




Leave the switch off when storing the product. Keep out of reach of children.



If the product is shaken or moved, it turns off automatically for your safety.



Do not bend the arms too much or twist them. It may cause malfunction.

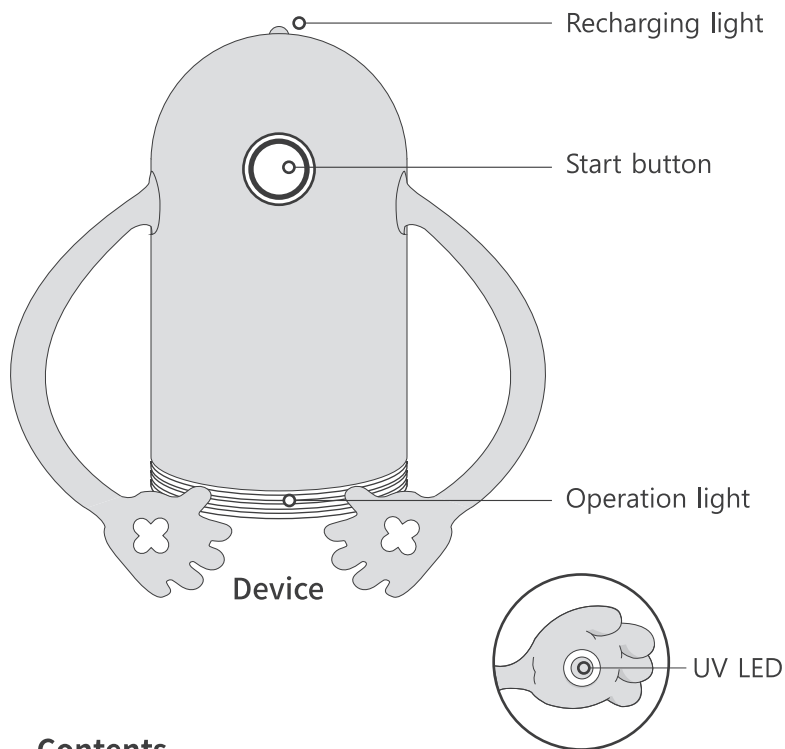


Keep children or pets away while the product is in operation.



Warn people that the product may be dangerous. Never let children play with the product.

UV MON contents



Contents

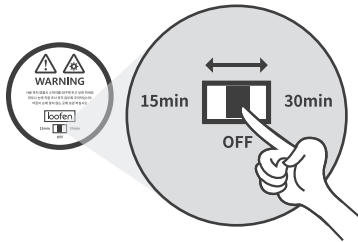


User Manual




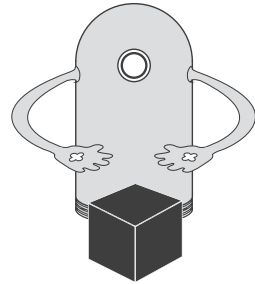
USB
Micro 5-Pin USB Cable

How to Use



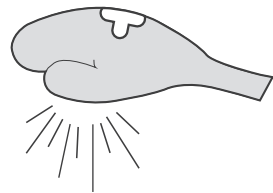
Slide the switch on the bottom to the left or right to set the time (15 minutes, 30 minutes).

Put UV mon next to the sterilization target and adjust the arms.



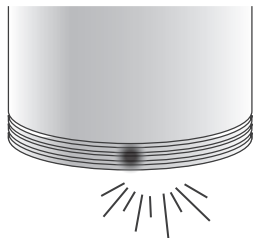
After adjusting the arms, press the start button. If you press the start button again, UV mon stops.

Once you press the start button, the UVC LED lights on UV mon's palms blink 5 times and then turn on. After sterilizing the target for a designated amount of time, UV mon automatically turns off.



*A safety sensor is installed in UV mon to prevent accidents. The product turns off automatically if shaken or moved during operation.

How to Use




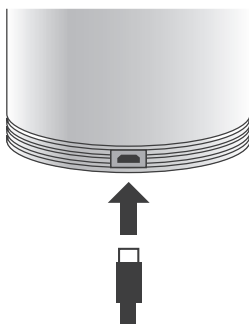
Check the operation light on the lower part.

30 minutes: White

15 minutes: Yellow

Recharging required: Red

To recharge the product, connect the micro 5-pin cable to the connector on the lower part at the back.



The recharging light on top is on during recharging. The red light is on during recharging, and the green light is on when recharging is completed.

*Not recharging the dead battery for a long period of time or leaving the cable connected to the connector for a long period of time after recharging is completed may affect battery life.

Specification

Product	UV mon (Loofen UVC Sterilizer)
Model	UVM - 001
Battery	3.7 V / 2600 mAh
Specification	60 mm(D) x 123 mm(H)
Sterilization type	UVC LED sterilization (275 nm / 3 mw)
Manufacturing country	Republic of Korea
Manufacturer	loofen

Warrenty

Seller's company name and contact (Tel.)

Date of purchase (to be filled in by seller)

Make sure that the seller fills in the date of purchase.

Keep this document while using the product.

(If the date of purchase is not filled in, you may suffer a disadvantage.)

1. This product was manufactured based on strict quality control and inspection process.
2. Product-related warranty benefits may be provided in accordance with the Consumer Damage Compensation Regulations.
3. The free warranty period is based on the date of purchase.
Make sure that the date of purchase is filled in by the seller.
4. This Warranty is valid only in where this UV mon is sold.
5. This Warranty cannot be reissued. Take care not to lose it.
6. The free after-sales service period is 1 year.
(Except product damage and malfunction caused by the consumer's mistake)

**Manufacturer
of battery**

SAMSUNG SDI

**Manufacturer
of UV LED**

SEOUL SEOULViosys